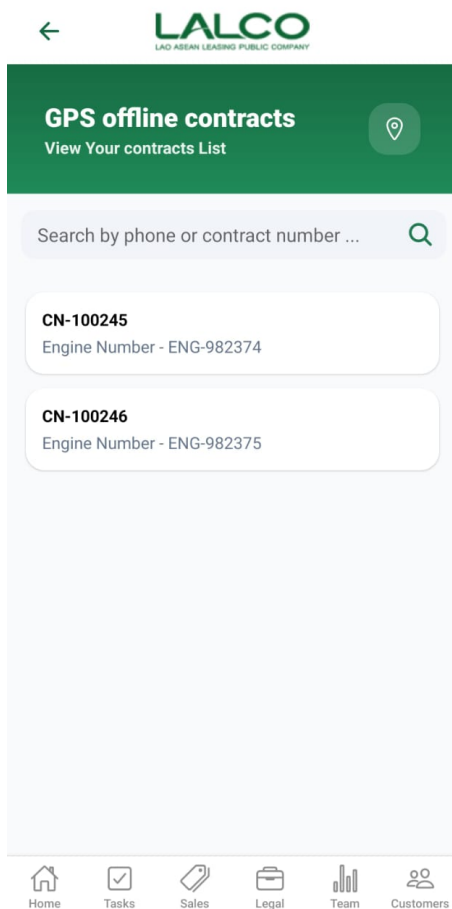


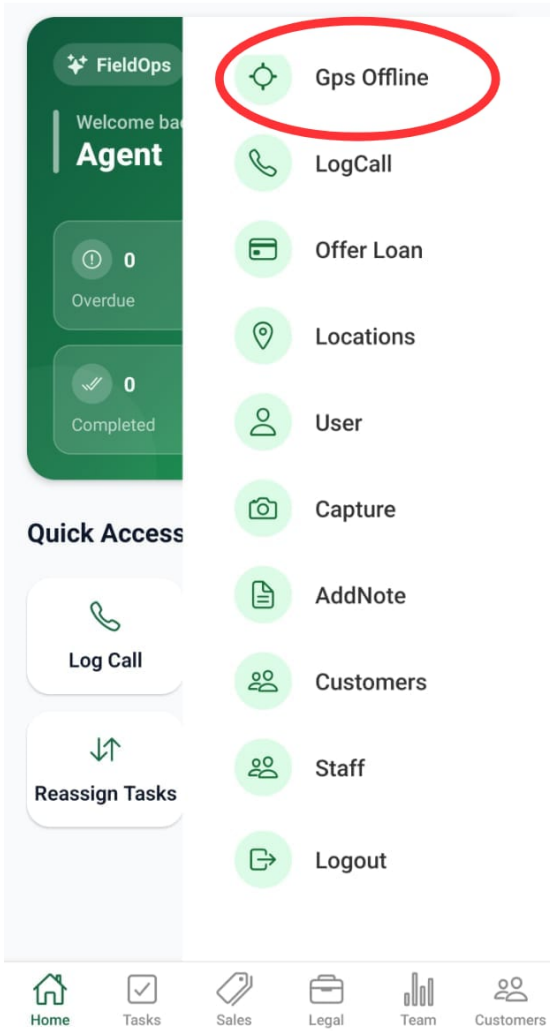
GPS Offline Screen



The **GPS Offline Screen** allows staff to view and manage contracts where GPS tracking is unavailable. It helps agents identify and review affected vehicles and customer details.

Access Path

Menu → GPS Offline



Location Icon

May be used to:

- View GPS-related information
- Access location tracking features

Search Function

Search Bar

Search by phone or contract number

Allows users to search using:

- Phone number
 - Contract number
-

Contract List

Each item represents a GPS offline contract.

Example

CN-100245

Engine Number - ENG-982374

Information Displayed

- **Contract Number**
 - **Engine Number**
-

How to Use

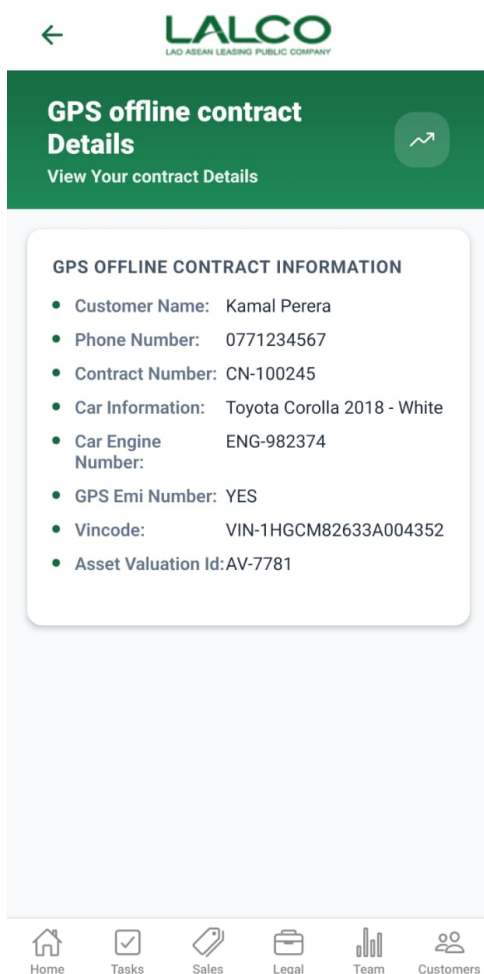
View Contracts

1. Open **GPS Offline** from menu
2. Browse the list
3. Use search if needed

Open Contract Details

1. Tap on a contract
 2. View full information
-
-

GPS Offline Details Screen



Displays detailed information about a selected GPS offline contract.

Header Section

Page Title

GPS offline contract Details

Description

View Your contract Details

Contract Information

Displays complete details of the selected contract:

- **Customer Name** → Name of the customer
 - **Phone Number** → Contact number
 - **Contract Number** → Unique ID
 - **Car Information** → Vehicle model and details
 - **Car Engine Number** → Engine ID
 - **GPS EMI Number** → GPS installment/availability status
 - **Vin Code** → Vehicle identification number
 - **Asset Valuation ID** → Internal tracking ID
-

Example

Customer Name: Kamal Perera

Contract Number: CN-100245

Car: Toyota Corolla 2018

How to Use

View Details

1. Select a contract from the list
 2. Review all customer and vehicle details
-

Tip:

Use this screen to quickly identify vehicles with **GPS issues** and take necessary follow-up actions.

Revision #1

Created 19 March 2026 08:16:01 by Nawoda Dissanayake

Updated 19 March 2026 09:14:19 by Nawoda Dissanayake