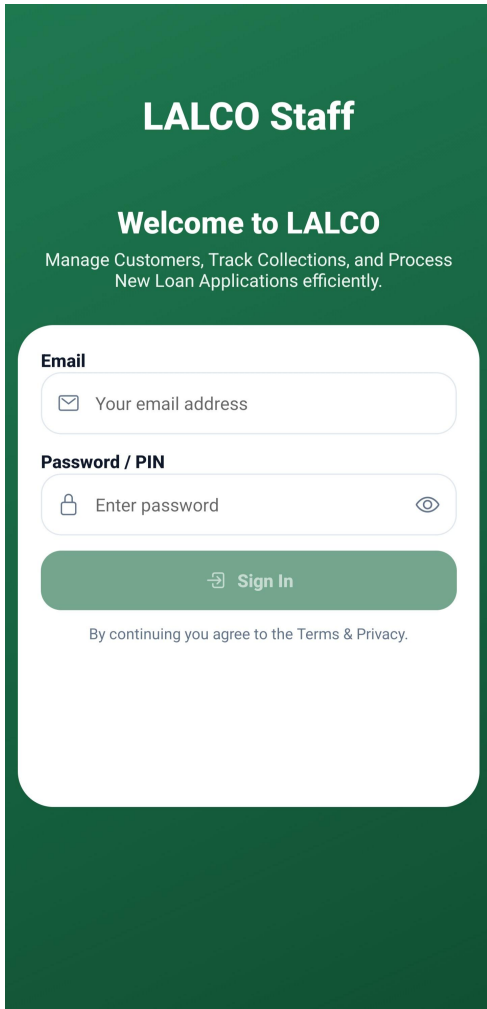


Login Screen



LALCO Staff

Welcome to LALCO
Manage Customers, Track Collections, and Process
New Loan Applications efficiently.

Email
✉ Your email address

Password / PIN
🔒 Enter password 👁

➔ Sign In

By continuing you agree to the Terms & Privacy.

The **Login Screen** allows authorized staff members to access the **LALCO Staff application**. From here, employees can log in to manage customers, track collections, and process loan applications.

Screen Fields

Email Address

Users must enter their **registered company email address**.

Example:

staff@lalco.la

This email must be provided by the **system administrator**.

Password / PIN

Users must enter their **secure password** associated with their account.

Security features:

- Password is hidden by default.
 - The **eye icon** can be used to show or hide the password.
-

Sign In Button

After entering valid credentials, press **Sign In** to access the system.

If login is successful, the system will open the **dashboard**.

Terms & Privacy

At the bottom of the screen, users will see the message:

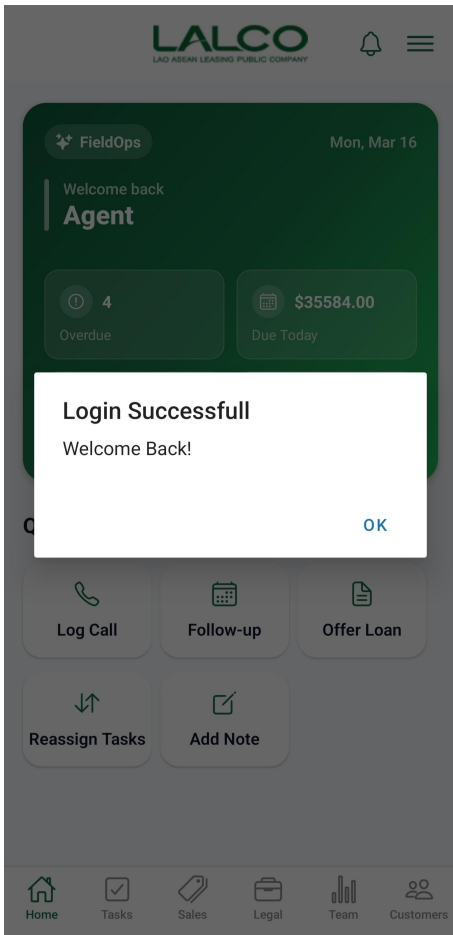
By continuing you agree to the Terms & Privacy

This indicates that by logging in, the user agrees to the company's usage policies.

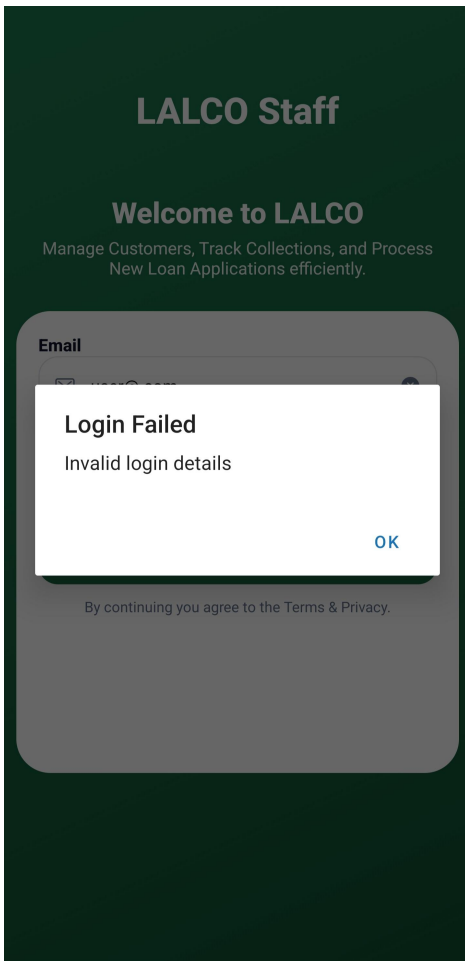
How to Log In

1. Open the **LALCO Staff** application.
2. Enter your **email address**.

3. Enter your **password**.
4. Tap **Sign In**.
5. You will be redirected to the **main dashboard**.



Common Login Issues



Incorrect Password

If the password is incorrect:

- Check if **Caps Lock** is enabled.
- Re-enter the password carefully.

Invalid Email

Make sure you are using your **official company email**.

Example:

username@lalco.la

Security Guidelines

- Do **not share your login credentials**.
- Always **log out when using a shared device**.

Change your password regularly.

Revision #11

Created 16 March 2026 05:34:14 by Nawoda Dissanayake

Updated 16 March 2026 06:23:01 by Nawoda Dissanayake