

Asset Transfer



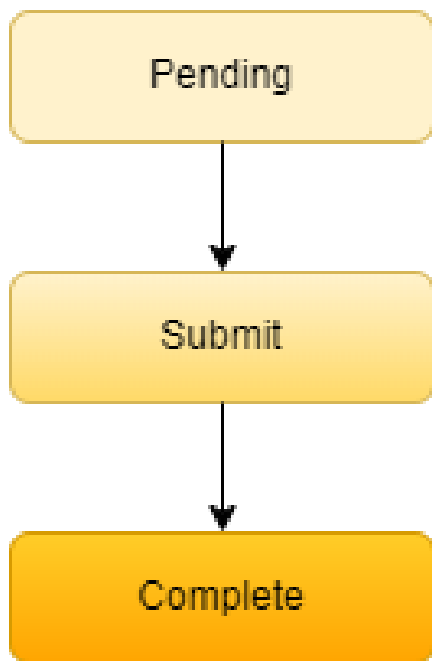
This module allows users to modify the details of assets in a contract after the contract has been created. This is likely targeted at situations where there might be errors or missing information in the initial contract.

The module seems to be divided into two main parts based on asset types:

1. **Vehicles Asset Transfer:** This section likely handles changes to vehicle-related assets specified in the contract.
2. **Real Estate Asset Transfer:** This section focuses on editing details pertaining to real estate assets mentioned in the contract.

The transfer process is completed in two steps:

1. Pending.
2. Submit.



Pending Page

To provide a list of assets eligible for transfer and allow users to initiate the transfer process for specific assets.

- Displays a list of asset records that are eligible for transfer.
- Users can select individual asset records to initiate the transfer process.
- Upon selection, the asset record moves to the "Submit" page.

Submit Form / ຍ້ັນໄປໂຍທາ

Date Submit / ວັນທີຍ້ັນ

Responsible / ຜູ້ຮັບຜິດຊອບ

-

Deadline / ມື້ກຳນົດໄດ້ທະບຽນໃໝ່

Remark / ໝາຍເຫດ

Update / ຍືນຍັນ

Close / ປິດ

Submit Page

The Submit page is the second step in the asset transfer process. It presents a detailed view of the asset selected for transfer from the Pending page. Here, users can verify asset information before proceeding to the final step.

- Displays detailed information about the selected asset.
- Users can review and confirm asset details before proceeding.
- A "Complete" button is available to move the asset record to the next step.

Complete Form / ຄົ້ນຫາບັນທຶກ

Date Create / ວັນທີສ້າງ

2024-04-02

Register Date/ ວັນທີຂຶ້ນທະບຽນ

Owner type/ ປະເພດທະບຽນ

Select

Owner name / ເຈົ້າຂອງທະບຽນ

Number plate (New)/ ທະບຽນໃໝ່

Image

Choose Files

No file chosen

Responsible / ຜູ້ຮັບຜິດຊອບ

00003 -

Expires Date/ ວັນທີອາຍ

Representative staff / ພະນັກງານອອກຊື່ໃນທະບຽນ

Select

-- Select --

Submit

Close / ປິດ

Complete Page

The Complete Page is the final step in the asset transfer process. It serves as the point where users input the necessary details to finalize the transfer.

- Presents a completion form for the asset transfer.
- Users input required information to finalize the transfer.
- Upon successful completion, the asset record is marked as "Complete" and removed from the pending list.

Completed Assets List

Dashboard / Assets List

Assets List

Contract No





Customer Name

Engine No / ເລກຈັດ

Vin Code / ເລກຢັ້ງ

Find / ຄົ້ນຫາ

Assets List / ລາຍການສັນຍາ (29)

No	Contract No	Customer Name	Engine No	VIN Code	Register Date	Owner Name	Conditions	Image	Responsible	Remark
1	2086008	Angyang - VANGYUA	563546	43	2024-06-24	Odeesha	Transfer		1291 - Fern	test
2	2000441	Phouvieng - Xaymanivong	HA1SE2145671		2024-06-24	kasun	N/A		110 - Sanh	test
3	2066182	Mr Khampiengsanlith - Tilakoun	2KDU672734	MROER39G507640503	2023-11-29	test	N/A		623-2 -	test
4	2000082	Kongkham - .	HA1SE2095523		2024-04-01	ghghg	N/A		00003 -	

Revision #4
Created 24 July 2024 11:22:23 by Odeesha Gamage
Updated 25 July 2024 10:52:18 by Odeesha Gamage