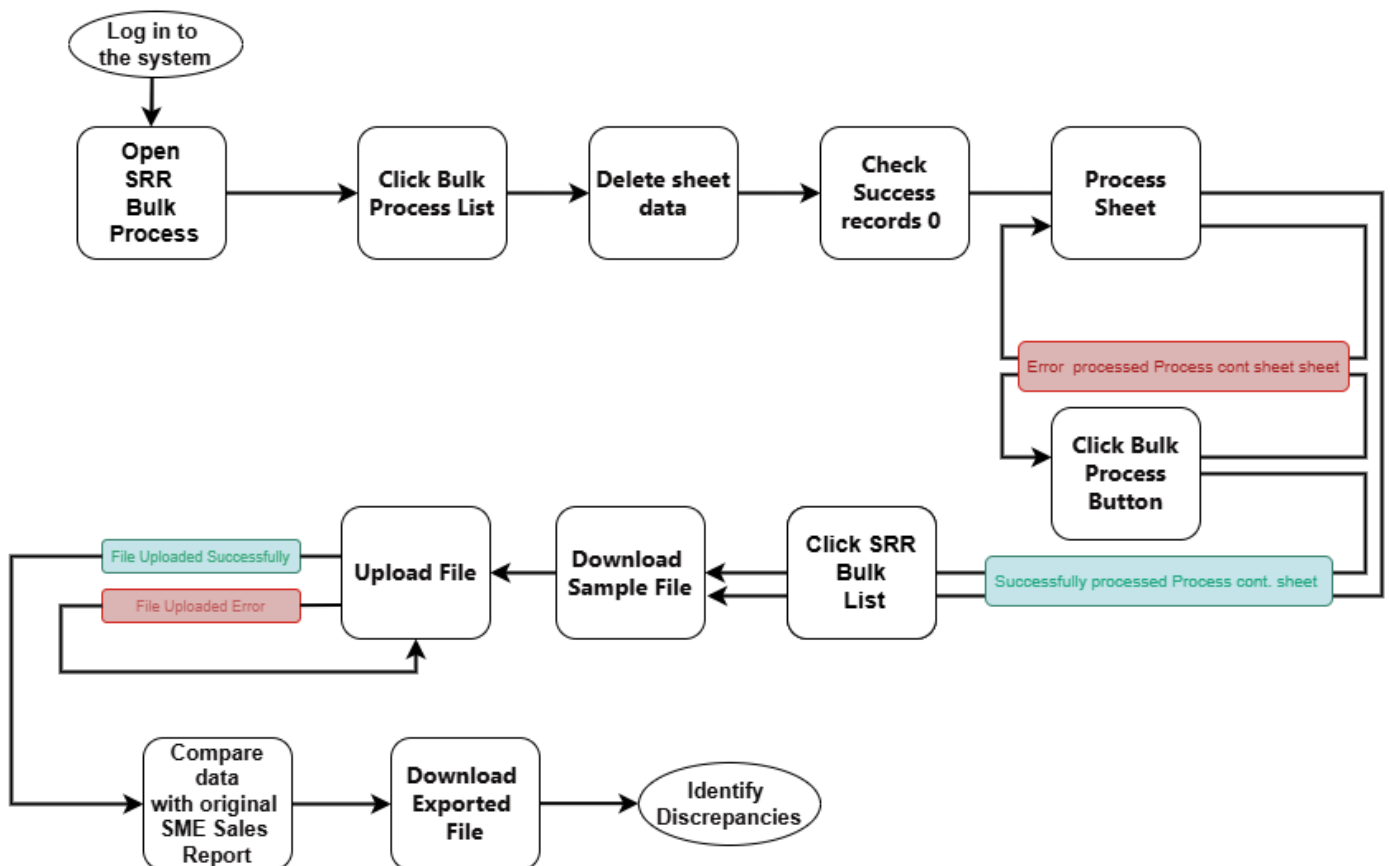


SRR Bulk Process

Overview

SRR Bulk Process refers to the automated or semi-automated processing of a large number of System Requirements Reviews (SRRs) in a batch or bulk manner. This approach can significantly improve efficiency and reduce manual effort compared to reviewing SRRs individually. This Page explains the Bulk Upload process interface, which is part of the system. The interface allows users to view, manage, delete, Process & upload data sheets.

SRR Bulk Process



SRR Bulk Process

Gaiho Bulk Process List

Dashboard > SRR > Gaiho Bulk Process List

Sheet Name	Total Records	Processed At	Action
Process cont sheet	0	2024-10-09T12:48:13.414036	Delete sheet data Process sheet
Process ContRE sheet	0	2024-10-09T12:48:14.646280	Delete sheet data Process sheet
Process ContCL sheet	0	2024-10-09T12:48:15.875225	Delete sheet data Process sheet
Process ContSB sheet	0	2024-10-09T12:48:17.075798	Delete sheet data Process sheet
Process AdvanceRecordingDeletionRequired sheet	0	2024-10-09T12:48:18.277431	Delete sheet data Process sheet

Steps

1. Navigate to the Bulk Processed sheets

- Log in to the system and navigate to the "Dashboard" section.
- Click on the "SRR Report" tab.
- Select the "Processed Cont List" option.

Dashboard > SRR > SRR Bulk Process > Bulk Process List

2. Locate the Data Sheet

- Identify the datasheet you want to process from the list.

3. Select the Data Sheet

- Click on the checkbox next to the desired Datasheet.

4. Delete Data Processed

- Select the Datasheet you want to delete and click the "Delete sheet data" button.
- Confirm the deletion by clicking the "Delete" button in the confirmation dialog.
- A confirmation dialog box will appear asking if you are sure about deleting the selected sheet.
- Click the "OK" button to proceed with the deletion.
- After the deletion process is complete, you will see a message indicating that the selected Datasheet has been deleted & Check if all data has been removed "Successfully delete processed Data sheet"
- Delete all sheet data one by one

The screenshot shows the 'Gaiho Bulk Process List' interface. A confirmation dialog box is displayed over the table, asking: 'Delete 'Process cont sheet' data, Are you sure?'. The dialog has 'Cancel' and 'OK' buttons. The table below shows the following data:

Sheet Name	Total Records	Processed At	Action
Process cont sheet	0	2024-10-09T12:48:13.414036	Delete sheet data Process sheet
Process ContRE sheet	0	2024-10-09T12:48:14.646280	Delete sheet data Process sheet
Process ContCL sheet	0	2024-10-09T12:48:15.875225	Delete sheet data Process sheet
Process ContSB sheet	0	2024-10-09T12:48:17.075798	Delete sheet data Process sheet
Process AdvanceRecordingDeletionRequired sheet	0	2024-10-09T12:48:18.277431	Delete sheet data Process sheet

Below the table, a notification message states: 'Successfully deleted Process cont sheet sheet'.

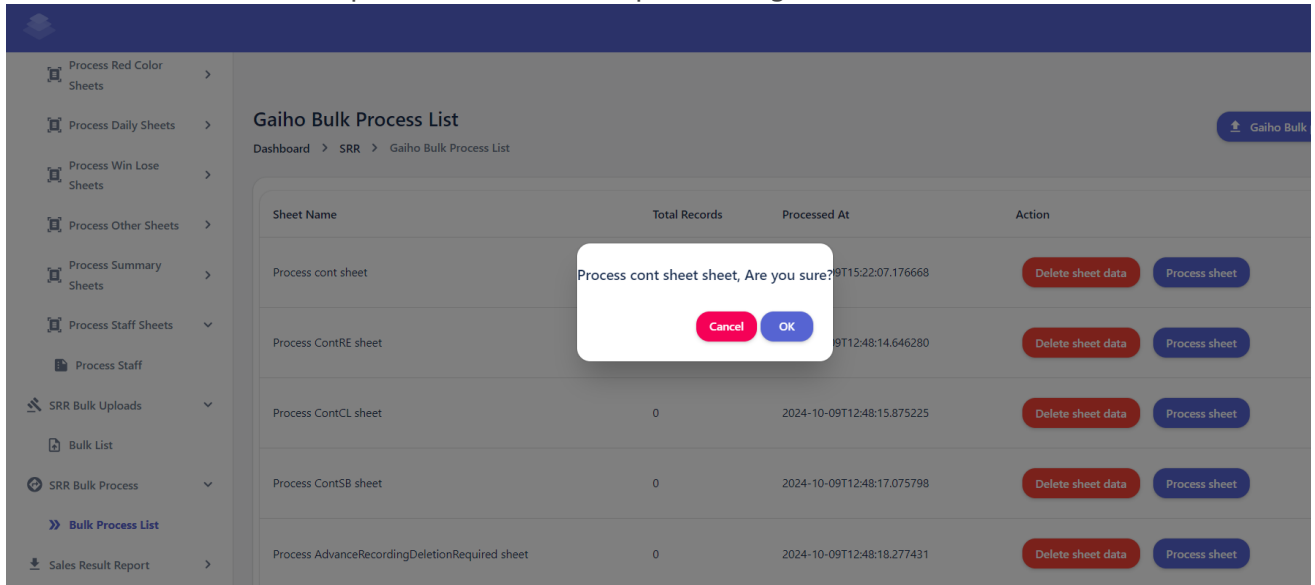
5. Click "Process Sheet"

- Click the "Process Sheet" button at the top of the list.
- If need to re-process a data sheet, select the corresponding row and click the "Process cont sheet" button.
- Follow the on-screen instructions to complete the re-processing process.
- A confirmation dialog box will appear asking if you are sure about processing the contract sheet.
- Click the "OK" button to proceed with the re-processing.

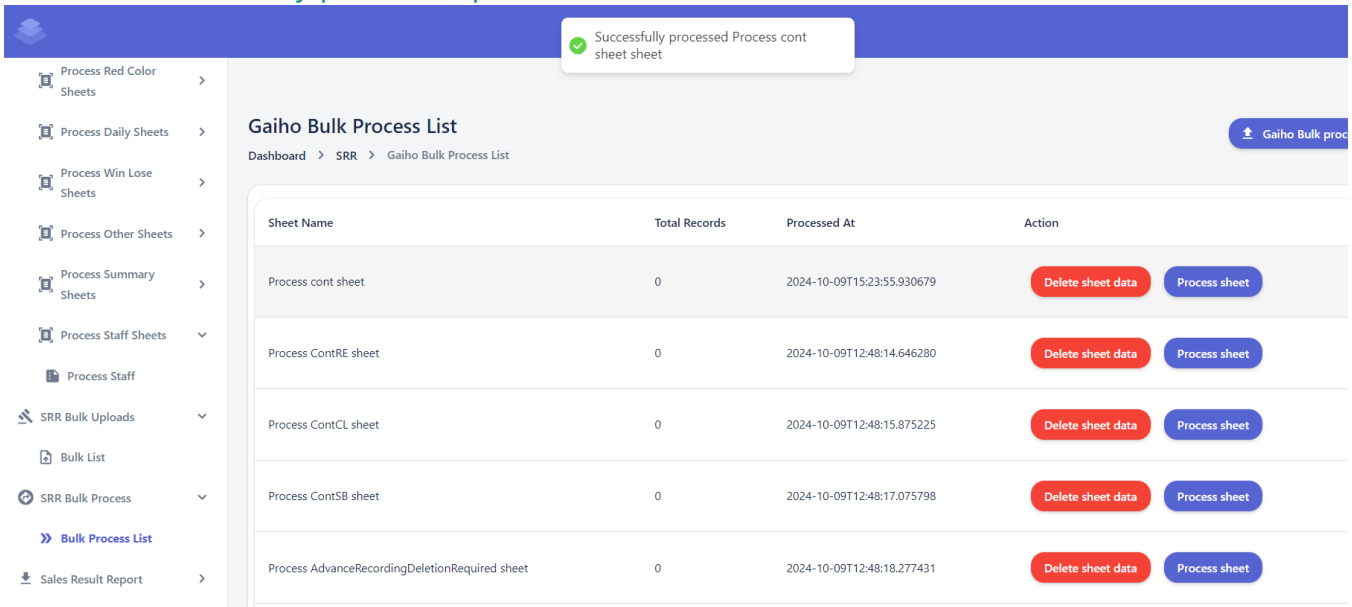
6. Confirm the Action

- A confirmation message will appear asking if you are sure about processing the contract sheet.
- Click the "OK" button to proceed with the processing.
- Click the "Cancel" button to cancel the proceed
- A confirmation dialog box will appear asking if you are sure about processing the contract sheet.

- Click the "OK" button to proceed with the re-processing.



- If the all data-sheet is processed successfully, you will see a success message indicating that the "Successfully processed process cont sheet".



- Checked Success message /error message for all below sheets.

- Process Dept sheet
- Process MUnit sheet
- Process Team sheet
- Process HQ sheet
- Process GDept sheet
- Process SecBr sheet
- Process Unit sheet
- Process CC sheet
- Process DailyDept sheet
- Process DailyUnit sheet
- Process DailyTopTen sheet
- Process Win Lose Credit sheet
- Process Win Lose Dept sheet

Process Win Lose GDEpt sheet
Process Win Lose HQ sheet
Process Win Lose MBr sheet
Process Win Lose MUnit sheet
Process Win Lose Person sheet
Process Win Lose SecBr sheet
Process Win Lose Team sheet
Process Win Lose Unit sheet

- **Download sample File (Gaiho bulk report)**

- Click the "Gaiho bulk report" button to download a list of processed sheets in a desired format (e.g., CSV, Excel).
- Only the raw data from the uploaded sample sheet is included. When you export the data, the values in the formula columns will be automatically calculated
- Check downloaded bulk report sheets Against the Original SME Sales Report to Identify Discrepancies or Errors

[Delete all sheet data one by one -->Process sheets -- > Gaiho bulk process](#)

Revision #9

Created 9 October 2024 08:05:48 by Prasadi De Silva

Updated 15 October 2024 04:07:21 by Prasadi De Silva